



 *Weddings*  
*Bethesda Christian Church*



## *From the Desk of Tim Helland*

Greetings! As Vice President of Bethesda Christian Church and overseer of Family Ministries it is my pleasure to congratulate you on your engagement. Here at Bethesda we have developed a team of coordinators to assist you in the planning and flow of your wedding ceremony. This booklet covers all the basic information regarding weddings at Bethesda. Please take some time to read it thoroughly and complete the forms at the end of this booklet. Once you have completed the forms and returned them to the Church Office I will arrange a meeting with you to discuss Bethesda's requirements for marriage and answer any questions you might have.

I am delighted you and your future spouse have found each other, and decided to marry, for there is no feeling in the world comparable to that which comes from loving a person and having that love returned. Our goal at Bethesda is to help you practically and spiritually nurture that love and set a solid foundation for your wedding and your life beyond the ceremony.

I am also happy you are considering **Bethesda Christian Church** as the place where you will exchange, experience the sacrament of marriage, your marriage vows and become "one" in the sight of God, your family and all of society. I look forward to meeting you and assisting in the planning of your special day.

God Bless,

A handwritten signature in cursive script that reads "Tim Helland". The signature is written in dark ink and is positioned above the typed name.


Rev. Tim Helland  
Director of Family Ministries  
Bethesda Christian Church






# Table of Contents

01.	<i>Requirements</i>
02.	<i>The Wedding Covenant &amp; Wedding Traditions</i>
05.	<i>Scheduling Your Wedding</i>
06.	<i>Particulars You Should Know</i>
08.	<i>Marriage Preparation Planning Schedule</i>
09.	<i>Wedding Ceremony Planning Schedule</i>
11.	<i>How to Get A Marriage License</i>
12.	<i>Sample Order of Ceremony</i>
14.	<i>Scripture Suggestions</i>
15.	<i>Guidelines for Florists of Weddings</i>
16.	<i>Guidelines for Photographers of Weddings</i>
17.	<i>Guidelines for Videographers of Weddings</i>
18.	<i>Forms</i>
a.	<i>Application for Marriage</i>
b.	<i>Family History Analysis</i>
c.	<i>Parent's History</i>
d.	<i>Request for Additional Marriage Information</i>
e.	<i>Personal Order of Events</i>





# *Requirements*

**We would be honored to share your beautiful day provided the following requirements are met:**

1. Following a Biblical example a marriage must take place between a man and a woman.
2. Both persons are living as committed followers of Jesus Christ.
3. Both persons have completed Bethesda's Catechism Class and been confirmed.
4. The couple has obtained parental approval, if under the age of 21.
5. The couple has completed Bethesda's 12-week marriage preparation class entitled "Growing Together." Classes begin in September and January and are held Sunday mornings at 9 a.m. or Wednesday evenings at 7 p.m. Other times may be offered.
6. The couple has completed three pre-marital counseling sessions with a Mentor Couple assigned through the "Growing Together" class.
7. For couples who are co-habiting, or in the case of pre-marital pregnancy, a personal interview with pastoral staff will be necessary.
8. A legal marriage license is obtained prior to the wedding day.
9. Staff Member interview.
10. Chapel fee is paid in full.
11. All required forms are submitted.



# *The Wedding Covenant & Wedding Traditions*

## **The Sacrament of Marriage is established by God as a covenant.**

A Covenant is a pact, an agreement or a contract between persons. A marriage contract is known as a tri-lateral covenant, meaning, an agreement between three persons - the Lord God, a bride and a groom. In a God-ordained religious marriage ceremony, performed in a church, a man and a woman stand before God and agree to the stipulations of the covenant in the presence of witnesses. The minister performing the ceremony stands as the “mediator of the covenant,” that is, the one who brings the marriage couple to the altar to make a wedding covenant before God. In our society the marriage ceremony and the eventual signing of the marriage certificate, fulfills the responsibilities imposed by both church and state.

Your wedding is very important to God and His church because it has Biblical and historical tradition. Following is an explanation behind some of those traditions.

## **What is the significance of a white dress?**

In 1840 Queen Victoria wore an elegant all-white gown to her wedding. She started a fashion trend which continues to this day. White was worn because people believed it represented affluence, virginity, and purity. Because of its symbolism, the white dress is considered inappropriate for a second wedding or weddings involving a bride who has children.

## **What is the significance of the best man and maid of honor?**

### **The other wedding attendants?**

The attendants at your wedding are witnesses of your vows, promises, and covenant commitments. They should be people who are in agreement with your choice for a spouse and should have shown by their own conduct that they appreciate the significance of wedding vows, promises and covenant commitments. Should you have difficulty in the future keeping your commitments, your best man and maid of honor are to remind you of your vows and covenant promises and help to keep your family together.

## **Why are the parents of the couple given special seating?**

The parents of the bride and groom are part of the marriage covenant. Parental involvement is a public sign of family support.

Continue to next page



### **Why does the groom enter the sanctuary before the bride?**

By entering the sanctuary first, the groom signifies that he is the covenant initiator. This is important because whoever initiates the covenant assumes greater responsibility for seeing it fulfilled. God initiated a covenant of salvation with us. God is still at work to fulfill His covenants, and Christ will soon appear with the sound of trumpets to consummate the wedding with His bride, the Church.

### **Why does the father walk down the aisle with the bride?**

This symbolizes the father's agreement with the bride's choice of a husband. "I am endorsing this man as God's best choice for you, and I am now bringing you to him." At the same time, the father states that he is presenting to the groom his daughter, whom he has earnestly endeavored to train up as a pure bride.

### **Why does the minister ask, "Who gives this woman to be married to this man?"**

This response symbolizes not only the full blessing of the parents, but also the transfer of responsibility from the father to the groom. A daughter is under the authority and responsibility of her father until she is married.

### **Why do the bride and groom take each other's right hand during the wedding vows?**

The open right hand offered by each party symbolizes their strength, resources and purpose. By grasping each other's right hand, they are pledging these to each other. Just as we depend on the "Saving strength of God's right hand," so each partner can depend upon all resources that the other brings into the covenant relationship.

### **Why does the groom recite his vows first?**

He must be the leader and assume the greater responsibility to fulfill the marriage covenant. As covenant initiator, he must commit himself to the purpose of marriage which God established in the beginning.

### **What is the significance of the wedding ring?**

The ring is a token and pledge of the vows which have been made mutually and volitionally. In a covenant relationship, the ring symbolizes identification and unbroken love.

Continue to next page



---

### **Why is the couple pronounced husband and wife?**

The pronouncement of husband and wife establishes a definite point in time for the beginning of the marriage. These words are to remove any future doubts in the minds of the couple or witnesses about the validity of the marriage.

### **Why is the Lord's Supper a part of the wedding ceremony?**



The Lord's Supper, called the Communion or the Eucharist, is the public announcement of our union with Christ and His Church. The spiritual union we enjoy with Christ is paralleled with the marriage union of a man and woman. At the close of the Wedding Covenant the historic grounds of marriage are recited by the officiating clergyman. Relating the story of our first parents, Adam and Eve, the words of Adam are announced, "For this cause shall a man leave his father and mother and cleave to his wife and the two shall be one flesh." This is likened, according to the Scriptures, to symbolize the union of the Christian with Christ.

### **What is the purpose of introducing the new couple?**

The introduction of the new couple establishes their change of names. In the marriage, when the wife takes on the name of the husband, the man becomes known as the husband of the wife. When God made the covenant with Abram, he changed his name to Abraham.

### **Why do you serve food at a reception?**

Food is part of the joyful celebration of the union. One of the root meanings of the word, covenant is, "to feed." Following the marriage, a celebration feast was customary to further symbolize the union of the couple.



# *Scheduling Your Wedding*

1. Complete the marriage forms in this packet and return them to the church office. Persons who have experienced a previous marriage and are now divorced or widowed, should complete the “Additional Information Questionnaire” included in this marriage application packet.
2. Upon receiving your completed marriage forms you will be contacted by the Marriage Preparation Coordinator to tentatively set your wedding date, go over the basic details necessary for a wedding at Bethesda, and schedule an appointment with Rev. Tim Helland, Director of Family Ministries. During this interview, the three of you will have the opportunity to discuss your marriage and ceremony. Scheduling the marriage ceremony must be done well in advance of the interested date. At least six months notice is required. For persons who have experienced a previous marriage and subsequent divorce, a private and confidential meeting with the Pastor will follow.
3. Bethesda's approved ministers are the only clergy authorized to perform a wedding. Other approved clergy may be invited to assist in the ceremony but the spiritual and civil authority will rest on the shoulders of the Bethesda minister. A list of Bethesda Christian Church approved ministers is included in this packet on page 7.
4. After submitting the required paperwork in this packet, completing your personal counseling sessions, Catechism and Growing Together Classes, and paying the Chapel fee, your tentative date will be firmly set. We also hope a deep and continuing bond will be forged between you and your mentor couple so they can be a help and service to you through the ensuing years.



## *Particulars You Should Know*

There is a \$250 charge to have your marriage ceremony at Bethesda. This charge includes wedding and technical coordinator fees as well as the use of the chapel. Other fees may apply. Honorariums for officiants and musicians are separate and discussed below.

### **Music**

All musicians and soloists are your responsibility to find and hire and they must be approved by Bethesda Christian Church. We can provide you with a list of Bethesda musicians, upon request. Their honorarium/fee should be discussed directly with them. All music is expected to be in excellent taste and appropriate to the occasion. Songs with suggestive lyrics will not be approved.

### **Rehearsal Coordination**

Wedding rehearsals are only conducted by Bethesda's Wedding Coordinators. To insure a smooth rehearsal and improve the time factor immeasurably, an appointment with your wedding coordinator will be scheduled approximately one month prior to the rehearsal to discuss the details of your wedding ceremony. A completed "Order of Ceremony" form brought to this appointment will allow for a brief meeting.

### **Bridal Party**

It is the responsibility of the bride and groom to notify all members of their wedding party of the date and time of the rehearsal and dress code. Business attire is appropriate.

### **Ceremony**

The Marriage Vows at Bethesda are beautiful and a standard for all weddings. They will not be altered. Music and special readings are permitted at fitting intervals.

### **Time**

All wedding ceremonies begin ON TIME. This important time factor should be stressed to all members of the family, wedding party, and guests.

### **Children**

As a rule, children under four (4) years of age are too young to participate as flower girls or ring bearers.

Continue to next page



## **Photography**

The wedding photographer will not be allowed on the platform during the ceremony. Video equipment is only suitable when placed at fixed locations approved by the wedding coordinator. Flash pictures are not permitted during the ceremony. The church facilities are open and available for pictures before and following the ceremony.

## **Attire**

Wedding dresses of the bride and her attendants should be appropriate and modest.

## **Disciplines**

Please follow the responsible Christian liberties of Bethesda Christian Church.

## **Receptions**

Music at the reception should fit the Christian occasion it is and be moderate. The wedding coordinator will be pleased to discuss the matter with you. The Crystal Rooms are available for your reception. If you're interested in renting them please contact James Dunn at Bethesda's church office for an event form.

## **Rice & Confetti**

Please inform your guests that the throwing of rice and confetti, following the ceremony or reception, is inappropriate. Appropriate items that can be used are rose pedals, bubbles, or sparklers.

## **Infants**

Friends should be discouraged from bringing their infants or small children to a wedding.

## **Honorariums**


Proper Ministerial Honorariums will be discussed with your wedding coordinator. Organist/Pianist and soloist fees should be discussed directly with them. Honorariums are to be handed out by the Best Man the day of the wedding.

## **Bethesda-approved Ministers**

The following ministers are approved for Bethesda weddings: Pastor Analee Dunn, Rev. Barry Allen, Rev. Timothy Helland, Rev. Thomas Korth, and Rev. Patrick Visger.

Don't hesitate to bring your questions and concerns to us!

We want your wedding day to be lovely and memorable!



# *Marriage Preparation Planning Schedule*

## **Six to Twelve Months before the wedding:**

- \_\_\_\_\_ Complete marriage application forms in this packet and return them to the church office.
- \_\_\_\_\_ Meet with Marriage Preparation Coordinator to set dates, discuss wedding and set appointment with Family Ministries Director.
- \_\_\_\_\_ Meet with Family Ministries Director
- \_\_\_\_\_ Get information and arrange to attend Growing Together class.
- \_\_\_\_\_ Meet with Marriage Preparation Mentoring Couple.
- \_\_\_\_\_ Get information and arrange to attend Catechism, if necessary.

## **Three to Six months before the wedding:**

- \_\_\_\_\_ Continue to meet with Marriage Preparation Mentoring Couple.
- \_\_\_\_\_ Make arrangements to meet with the officiating minister.
- \_\_\_\_\_ Make wedding music selections and have approved.
- \_\_\_\_\_ Make order of service selections and have approved.
- \_\_\_\_\_ Make any special changes for order of service and have approved.
- \_\_\_\_\_ Complete Growing Together Class.
- \_\_\_\_\_ Complete Catechism (if necessary)

## **One Month before the wedding:**

- \_\_\_\_\_ Make final order of service arrangements with your Wedding Coordinator.
- \_\_\_\_\_ Make copies of order of service for rehearsal attendants.
- \_\_\_\_\_ Schedule wedding rehearsal with the Wedding Coordinator.



# Wedding Ceremony Planning Schedule

## **Six or more months before the wedding:**

- \_\_\_\_\_ Announce your engagement
- \_\_\_\_\_ Submit completed Marriage Forms to **Bethesda Christian Church Office**
- \_\_\_\_\_ Speak with the Marriage Preparation Coordinator
- \_\_\_\_\_ Meet with the **Director of Family Ministries**
- \_\_\_\_\_ Discuss wedding plans with parents
- \_\_\_\_\_ Set the date (date is tentative until successful completion of requirements previously listed.)
- \_\_\_\_\_ Send engagement announcement to newspaper
- \_\_\_\_\_ Determine wedding budget
- \_\_\_\_\_ Choose size, style and location of reception
- \_\_\_\_\_ Make reservations for reception locations
- \_\_\_\_\_ Select wedding attendants
- \_\_\_\_\_ Select wedding colors
- \_\_\_\_\_ Select and order dresses and accessories for bride and attendants
- \_\_\_\_\_ Start your guest list
- \_\_\_\_\_ Select photographer and musicians
- \_\_\_\_\_ Plan your new home, begin shopping for household

## **Three to six months before the wedding:**

- \_\_\_\_\_ **Complete Growing Together Class**
- \_\_\_\_\_ **Begin counseling with Mentor Couple**
- \_\_\_\_\_ Complete guest list
- \_\_\_\_\_ Order invitations, announcements and thank you notes
- \_\_\_\_\_ Address announcements and invitations
- \_\_\_\_\_ Arrange to see your doctor
- \_\_\_\_\_ Meet with caterer to consider reception details.
- \_\_\_\_\_ Order wedding cake, cake boxes
- \_\_\_\_\_ Plan and make reservations for honeymoon
- \_\_\_\_\_ Advise mothers of color/theme for dresses
- \_\_\_\_\_ Select and order wedding rings
- \_\_\_\_\_ Select florist and order flowers
- \_\_\_\_\_ Register china, silver, crystal selections
- \_\_\_\_\_ Get passports, if traveling out of the country for honeymoon

Continue to next page



### **Two months before the wedding:**

- \_\_\_\_\_ Make an appointment with hairdresser
- \_\_\_\_\_ Make arrangements for rehearsal dinner
- \_\_\_\_\_ Purchase a bride's register to record gifts
- \_\_\_\_\_ Select wedding album, guest books, and photo album
- \_\_\_\_\_ Order cake knife, server, ring pillow, garter, etc.
- \_\_\_\_\_ Choose and order gifts for attendants

### **One month before the wedding:**

- \_\_\_\_\_ **Get marriage license**
- \_\_\_\_\_ **Meet with Wedding Coordinator**
- \_\_\_\_\_ Have one complete invitation weighed and sized to be sure of required postage
- \_\_\_\_\_ Mail wedding invitations
- \_\_\_\_\_ Check newspapers for announcements requirements
- \_\_\_\_\_ Final fitting of dresses
- \_\_\_\_\_ Write thank you notes as gifts are received

### **Two weeks before the wedding:**

- \_\_\_\_\_ Arrange transportation to church
- \_\_\_\_\_ Arrange rehearsal, inform all concerned
- \_\_\_\_\_ Determine rehearsal dinner and reception seating
- \_\_\_\_\_ Write thank you notes as gifts are received

### **One week before the wedding:**

- \_\_\_\_\_ **Confirm rehearsal times with the Wedding Coordinator and bridal party**
- \_\_\_\_\_ Final check with photographer, florist, musicians, cake, etc.
- \_\_\_\_\_ Give final guest count to caterer
- \_\_\_\_\_ Begin packing for your honeymoon



# *How To Get A Marriage License*

## **Macomb County:**

(586) 469-5749 (a person will answer during business hours)  
(586) 469-5210 (24-hour tape recording)

## **Oakland County:**

(248) 858-0572 (a person will answer during business hours)  
(248) 858-0571 (24-hour tape recording)

## **St. Clair County:**

(810) 985-2200 (a person will answer during business hours)

## **Washtenaw County:**

(734) 222-6700 (a person will answer during business hours)  
(24-hour tape recording)

## **Wayne County:**

(313) 224-5514 (a person will answer during business hours)  
(313) 224-5520 (24-hour tape recording)



# Sample Order of Ceremony

Examples of ceremony events to assist you in customizing your service selections

## **Prelude:**

- A. Music while guests are being seated.
  - 1. Begins fifteen minutes before the ceremony.
  - 2. Usually instrumental
  - 3. Have selections pre-approved
- B. Seating of family members
  - 1. Groom's grandparents, followed by parents.
  - 2. Bride's grandparents, followed by mother.
- C. Lighting of the candles (optional)
  - 1. See “Instructions To Florist” for restrictions.
  - 2. Designate who will do lighting.
- D. Aisle runner unrolled by ushers (optional)
- E. Solo (optional)

## **Processional:**

- A. Music, usually instrumental
- B. Entrance of wedding attendants: (usual order)
  - 1. Minister
  - 2. Best Man
  - 3. Groom
  - 4. Groomsmen
  - 5. Bridesmaids
  - 6. Maid of Honor
  - 7. Flower girl/ring bearer (optional)
  - 8. Bride and escort

Continue to next page



## **Ceremony:**

- A. Solo (optional)
- B. Reading of Scripture (optional) (See page 15 for suggestions)
- C. Wedding Ceremony
  - 1. Statement of Purpose
  - 2. Parental Commitment/ Family Affirmation - Father, Parents or Designee
  - 3. The Marriage Vows - Bride and Groom
  - 4. The Exchange of Rings - Bride and Groom
  - 5. The Pronouncement of Marriage - Minister
  - 6. The Nuptial Kiss - Bride and Groom
- D. Solo (optional)
- E. The Covenant Table (The Lord's Supper)
- F. Prayer for the Bride and Groom - Minister
- G. The Ceremony of Unity Candle (optional)
- H. Presentation of the Newlyweds
- I. Recognition of Parents/Presentation of Roses (optional)

## **Recessional:**

- A. Music - usually instrumental
- B. Exit as follows:
  - 1. Bride and Groom
  - 2. Flower Girl and Ring Bearer
  - 3. Maid/Matron of Honor and Best Man
  - 4. Bridesmaids and Groomsmen, in couples
  - 5. Mothers escorted by Ushers. Fathers follow. (Bride's Mother exits first)
  - 6. Grandmothers escorted by Ushers. Grandfathers follow.
  - 7. Ushers dismiss guests row by row.



## *Scripture Suggestions*

### **Old Testament Readings:**

Genesis 1:26-27  
Genesis 2:4-7  
Genesis 2:18-22  
Genesis 2:24  
Ruth 1:16-17  
Psalms 29:1-2  
Psalms 34:3  
Psalms 37:4  
Psalms 63:1-4  
Psalms 95:1-6  
Psalms 100  
Psalms 127  
Psalms 128  
Psalms 150

Proverbs 3:5-6  
Proverbs 18:22  
Proverbs 24:3-4  
Proverbs 31:10-31  
Ecclesiastes 4:9-12  
Song of Solomon 2:11-13  
Song of Solomon 5:16  
Song of Solomon 6:3  
Song of Solomon 8:6-7a  
Isaiah 61:10  
Isaiah 62:5  
Jeremiah 33:11  
Jeremiah 32:38-39  
Hosea 2:19-20

### **New Testament Readings:**

Matthew 5:3-11  
Matthew 19:4-6  
John 2:1-11  
John 15:9-17  
John 17:22-23  
I Corinthians 7:1-7  
I Corinthians 13  
Ephesians 5:21-33  
Philippians 2:5-11  
Colossians 3:12-17  
Hebrews 13:4  
I Peter 3:1-7  
I John 3:16  
I John 4:7-19

The Beatitudes  
Christ's Statement on Marriage  
Christ at the Marriage in Cana  
Christ's Command to Love  
Christ's Prayer for Love and Unity  
Marital Duty of Husband and Wife  
Great Love Chapter  
Roles of Husband and Wife  
Attitudes to Build Marriage  
Loving Attitudes  
Sex in Marriage  
Teachings for Wives & Husbands  
Teachings on Love  
Teachings on Love



---

# *Guidelines For Florists of Weddings*

(Please give this to your florist)

Please observe the following guidelines in planning your wedding at Bethesda Christian Church.

Our chapel provides a delightful setting for a sacred service, which is dignified and beautiful. A minimum of decoration is required and excessive expense and ostentation should be avoided.

The florist must check with the Wedding Coordinator regarding plans for the delivery of decorations. The church will be open and flowers can be placed in the Chapel up to two hours prior to the wedding. If additional time is needed, this must be arranged through the church office. Flowers are to be placed on free-standing pedestals. Ribbon bows can be used to mark the reserved pews. Only cloth ribbons or rubber bands are used to secure the bows to such pews. The use of wire, nails, or scotch tape is not allowed. The church provides no candles. All candles must be in glass globes or butane.

1. Please contact the Wedding Coordinator to make certain there are no misunderstandings of these guidelines.
2. Floral decorations must be delivered and installation completed a minimum of one hour prior to the wedding. Flowers and boutonnieres for attendants should be in boxes marked with the bride's name, because more than one wedding may be held on the same day. It is especially helpful if corsages and boutonnieres are marked with the name of the family members.
3. If a white aisle runner is used, it should be a 100-foot standard runner and must be placed in the front of the chapel and attached at the first platform step, a minimum of one hour before the wedding.
4. Plants and decorative objects in the buildings cannot be moved to the Chapel. Remember, a wedding is a worship service and all aspects of it, including flowers and decorations are to be totally unobtrusive so as to not interfere with the sacred nature of the ceremony.

Your cooperation with these guidelines is appreciated.



---

# *Guidelines For Photographers of Weddings*

(Please give this to your photographer)

Please observe all of the following. After arriving at the church, please check in with the Wedding Coordinator and officiating minister for final clarification.

1. No flash pictures may be taken inside the Chapel during the ceremony. This, of course, excludes the processional and recessional.
2. The photographing of arriving guests may not be taken in the Chapel at anytime.
3. Formal pictures of the wedding party may be taken in the Chapel before or after the service. If all pictures are to be taken before the ceremony, such arrangements must be made when the wedding is scheduled.
4. During the ceremony, pictures using available light, (no flash) may be taken from the rear of the Chapel.

Remember, a wedding is a worship service and all aspects of it, including photography, are to be totally unobtrusive so as not to interfere with the sacred nature of the ceremony.



---

# *Guidelines For Videographers of Weddings*

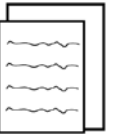
(Please give this to your videographer)

Because camera movement and sound are disruptive to the ceremony, plans for video taping must be pre-arranged in consultation with the Wedding Coordinator prior to the ceremony.

Two cameras may be used during the service. The first, in the right or left hand corner of the Chapel. This camera may be manned, but with no movement or additional lighting. The camera must remain behind the designated area, which is no further than the front pew. The second camera may be placed on the platform - unmanned. No additional lighting may be used.

All microphones must be wireless. Microphone cords impede the placement and/or movement of the bridal party and minister.

Remember, a wedding is a worship service, and all aspects, including photographs and videography should be unobtrusive so as not to interfere with the sacred nature of the ceremony.



## *Forms*

The following forms must be faxed to (586) 264-2751 or mailed to this address:

Bethesda Christian Church  
Attn: Gail Stallings  
14000 Metropolitan Parkway  
Sterling Heights, MI 48312-3402

For your convenience duplicates of each form have been enclosed for you and your fiancé(e). If you have any questions please contact Gail Stallings, Marriage Preparation Coordinator.  
Phone: (586) 264-2300 Ext. 136 ~ E-mail: [gstallings@bethesdachristian.org](mailto:gstallings@bethesdachristian.org).



# Application for Marriage

Bride/Groom (Please Circle One)

Proposed Wedding Date: (1<sup>st</sup>) \_\_\_\_\_ (2<sup>nd</sup>) \_\_\_\_\_ (Time) \_\_\_\_\_

Requested Minister: \_\_\_\_\_

Full Name: \_\_\_\_\_

Street Address: \_\_\_\_\_

City: \_\_\_\_\_ State: \_\_\_\_\_ Zip: \_\_\_\_\_

Home Phone: \_\_\_\_\_ Work Phone: \_\_\_\_\_

Occupation: \_\_\_\_\_ Birth date: \_\_\_\_\_

Fiancé(e)'s Full Name: \_\_\_\_\_

Address After Marriage: \_\_\_\_\_

City: \_\_\_\_\_ State: \_\_\_\_\_ Zip: \_\_\_\_\_

Where do you hold church membership? \_\_\_\_\_

How long have you been attending Bethesda Christian Church? \_\_\_\_\_

When and where did you complete Catechism? \_\_\_\_\_

Are you presently serving Christ? \_\_\_\_\_

Are your parents in accord with this marriage proposal? \_\_\_\_\_

What church will you be faithfully attending following your marriage? \_\_\_\_\_

Are there any extenuating circumstances that make this marriage necessary, i.e. pregnancy, parental difficulties, etc.? \_\_\_\_\_

Are you fully persuaded that the person you are marrying is a committed Christian? \_\_\_\_\_

How long have you known the person you are contemplating marrying? \_\_\_\_\_

Have you had a previous marriage? \_\_\_\_\_

If yes, please complete the "Request for Additional Information" form.

Do you have any children?

Name: \_\_\_\_\_ Age: \_\_\_\_\_ Father's/Mother's Name: \_\_\_\_\_

Name: \_\_\_\_\_ Age: \_\_\_\_\_ Father's/Mother's Name: \_\_\_\_\_

\_\_\_\_\_  
Signature of Applicant



# Application for Marriage

Bride/Groom (Please Circle One)

Proposed Wedding Date: (1<sup>st</sup>) \_\_\_\_\_ (2<sup>nd</sup>) \_\_\_\_\_ (Time) \_\_\_\_\_

Requested Minister: \_\_\_\_\_

Full Name: \_\_\_\_\_

Street Address: \_\_\_\_\_

City: \_\_\_\_\_ State: \_\_\_\_\_ Zip: \_\_\_\_\_

Home Phone: \_\_\_\_\_ Work Phone: \_\_\_\_\_

Occupation: \_\_\_\_\_ Birth date: \_\_\_\_\_

Fiancé(e)'s Full Name: \_\_\_\_\_

Address After Marriage: \_\_\_\_\_

City: \_\_\_\_\_ State: \_\_\_\_\_ Zip: \_\_\_\_\_

Where do you hold church membership? \_\_\_\_\_

How long have you been attending Bethesda Christian Church? \_\_\_\_\_

When and where did you complete Catechism? \_\_\_\_\_

Are you presently serving Christ? \_\_\_\_\_

Are your parents in accord with this marriage proposal? \_\_\_\_\_

What church will you be faithfully attending following your marriage? \_\_\_\_\_

Are there any extenuating circumstances that make this marriage necessary, i.e. pregnancy, parental difficulties, etc.?  
\_\_\_\_\_

Are you fully persuaded that the person you are marrying is a committed Christian? \_\_\_\_\_

How long have you known the person you are contemplating marrying? \_\_\_\_\_

Have you had a previous marriage? \_\_\_\_\_

If yes, please complete the "Request for Additional Information" form.

Do you have any children?

Name: \_\_\_\_\_ Age: \_\_\_\_\_ Father's/Mother's Name: \_\_\_\_\_

Name: \_\_\_\_\_ Age: \_\_\_\_\_ Father's/Mother's Name: \_\_\_\_\_

\_\_\_\_\_  
Signature of Applicant



# Family History Analysis

Bride/Groom (Please Circle One)

Name: \_\_\_\_\_ Birth date: \_\_\_\_\_

Address: \_\_\_\_\_ City: \_\_\_\_\_ State: \_\_\_\_\_ Zip: \_\_\_\_\_

Home Phone: \_\_\_\_\_ Work Phone: \_\_\_\_\_

Fiancé(e)'s Name: \_\_\_\_\_ Birth date: \_\_\_\_\_

Please complete each question as thoroughly as possible. This will help us to understand you and your family background and assist us in our premarital sessions together. This questionnaire will be held in the strictest confidence. When completed, mail this form to Bethesda Christian Church, Attn: Tim Helland.

## Family History - Father & Mother

We would like to know about your parents. If you have either a step-father or mother, and they are closer to you than your natural parent, tell us about them.

About your father...

1. List what you feel are the positive qualities of your father. \_\_\_\_\_

\_\_\_\_\_

2. List what you feel are the negative qualities of your father. \_\_\_\_\_

\_\_\_\_\_

3. Describe how you feel about your father. \_\_\_\_\_

\_\_\_\_\_

4. What emotions does he express openly? How? \_\_\_\_\_

\_\_\_\_\_

5. Describe how you and your father communicate. \_\_\_\_\_

\_\_\_\_\_

6. Describe the most pleasant and unpleasant experience with your father. \_\_\_\_\_

\_\_\_\_\_

\_\_\_\_\_

\_\_\_\_\_

Continue to next page





7. What was/is your father's goal in life? \_\_\_\_\_  
\_\_\_\_\_

8. In what ways are you like your father? \_\_\_\_\_  
\_\_\_\_\_

9. In what ways are you different from your father? \_\_\_\_\_  
\_\_\_\_\_

About your mother...

1. List what you feel are the positive qualities of your mother. \_\_\_\_\_  
\_\_\_\_\_

2. List what you feel are the negative qualities of your mother. \_\_\_\_\_  
\_\_\_\_\_

3. Describe how you feel about your mother. \_\_\_\_\_  
\_\_\_\_\_

4. What emotions does she express openly? How? \_\_\_\_\_  
\_\_\_\_\_

5. Describe how you and your mother communicate. \_\_\_\_\_  
\_\_\_\_\_

6. Describe the most pleasant and unpleasant experience with your mother. \_\_\_\_\_  
\_\_\_\_\_  
\_\_\_\_\_  
\_\_\_\_\_

7. What was/is your mother's goal in life? \_\_\_\_\_  
\_\_\_\_\_

8. In what ways are you like your mother? \_\_\_\_\_  
\_\_\_\_\_

9. In what ways are you different from your mother? \_\_\_\_\_  
\_\_\_\_\_



# Family History Analysis

Bride/Groom (Please Circle One)

Name: \_\_\_\_\_ Birth date: \_\_\_\_\_

Address: \_\_\_\_\_ City: \_\_\_\_\_ State: \_\_\_\_\_ Zip: \_\_\_\_\_

Home Phone: \_\_\_\_\_ Work Phone: \_\_\_\_\_

Fiancé(e)'s Name: \_\_\_\_\_ Birth date: \_\_\_\_\_

Please complete each question as thoroughly as possible. This will help us to understand you and your family background and assist us in our premarital sessions together. This questionnaire will be held in the strictest confidence. When completed, mail this form to Bethesda Christian Church, Attn: Tim Helland.

## Family History - Father & Mother

We would like to know about your parents. If you have either a step-father or mother, and they are closer to you than your natural parent, tell us about them.

About your father...

1. List what you feel are the positive qualities of your father. \_\_\_\_\_

\_\_\_\_\_

2. List what you feel are the negative qualities of your father. \_\_\_\_\_

\_\_\_\_\_

3. Describe how you feel about your father. \_\_\_\_\_

\_\_\_\_\_

4. What emotions does he express openly? How? \_\_\_\_\_

\_\_\_\_\_

5. Describe how you and your father communicate. \_\_\_\_\_

\_\_\_\_\_

6. Describe the most pleasant and unpleasant experience with your father. \_\_\_\_\_

\_\_\_\_\_

\_\_\_\_\_

\_\_\_\_\_

Continue to next page





7. What was/is your father's goal in life? \_\_\_\_\_  
\_\_\_\_\_

8. In what ways are you like your father? \_\_\_\_\_  
\_\_\_\_\_

9. In what ways are you different from your father? \_\_\_\_\_  
\_\_\_\_\_

About your mother...

1. List what you feel are the positive qualities of your mother. \_\_\_\_\_  
\_\_\_\_\_

2. List what you feel are the negative qualities of your mother. \_\_\_\_\_  
\_\_\_\_\_

3. Describe how you feel about your mother. \_\_\_\_\_  
\_\_\_\_\_

4. What emotions does she express openly? How? \_\_\_\_\_  
\_\_\_\_\_

5. Describe how you and your mother communicate. \_\_\_\_\_  
\_\_\_\_\_

6. Describe the most pleasant and unpleasant experience with your mother. \_\_\_\_\_  
\_\_\_\_\_  
\_\_\_\_\_  
\_\_\_\_\_

7. What was/is your mother's goal in life? \_\_\_\_\_  
\_\_\_\_\_

8. In what ways are you like your mother? \_\_\_\_\_  
\_\_\_\_\_

9. In what ways are you different from your mother? \_\_\_\_\_  
\_\_\_\_\_



# Parent's History

1. Marital status of your parents: (circle one)   still married   separated   divorced   remarried

2. Age of your mother at your birth: \_\_\_\_\_ Father's age: \_\_\_\_\_

3. Describe your parent's religious faith: \_\_\_\_\_

\_\_\_\_\_

4. In what way is your fiancé(e) similar and dissimilar to your parents? \_\_\_\_\_

\_\_\_\_\_

5. In your own opinion, describe how others feel about your fiancé(e).

Highly approve   Approve   Accept   Disapprove mildly   Seriously disapprove

6. List 10 descriptive adjectives about yourself. (Keep at it until you list 10). \_\_\_\_\_

\_\_\_\_\_

\_\_\_\_\_

\_\_\_\_\_

7. Using the 10 adjectives listed above, which of these adjectives describe the following:

My Fiancé(e) \_\_\_\_\_

Father \_\_\_\_\_

Mother \_\_\_\_\_

Brother \_\_\_\_\_

Sister \_\_\_\_\_

8. What is your current relationship to your parents? \_\_\_\_\_

\_\_\_\_\_

9. Who managed the finances in your family? \_\_\_\_\_

10. Describe how your mother and father demonstrated affection to one another and to you.

\_\_\_\_\_

\_\_\_\_\_

Signature: \_\_\_\_\_ Date: \_\_\_\_\_



# Parent's History

1. Marital status of your parents: (circle one)   still married   separated   divorced   remarried

2. Age of your mother at your birth: \_\_\_\_\_ Father's age: \_\_\_\_\_

3. Describe your parent's religious faith: \_\_\_\_\_  
\_\_\_\_\_

4. In what way is your fiancé(e) similar and dissimilar to your parents? \_\_\_\_\_  
\_\_\_\_\_

5. In your own opinion, describe how others feel about your fiancé(e).

Highly approve   Approve   Accept   Disapprove mildly   Seriously disapprove

6. List 10 descriptive adjectives about yourself. (Keep at it until you list 10). \_\_\_\_\_  
\_\_\_\_\_  
\_\_\_\_\_  
\_\_\_\_\_

7. Using the 10 adjectives listed above, which of these adjectives describe the following:

My Fiancé(e) \_\_\_\_\_

Father \_\_\_\_\_

Mother \_\_\_\_\_

Brother \_\_\_\_\_

Sister \_\_\_\_\_

8. What is your current relationship to your parents? \_\_\_\_\_  
\_\_\_\_\_

9. Who managed the finances in your family? \_\_\_\_\_

10. Describe how your mother and father demonstrated affection to one another and to you.  
\_\_\_\_\_  
\_\_\_\_\_

Signature: \_\_\_\_\_ Date: \_\_\_\_\_



# *Request for Additional Marriage Information*

Bride/Groom (Please Circle One)

If you have had a prior marriage, please complete this questionnaire and return it with your forms. Thank you.

Name (Please Print): \_\_\_\_\_

1. Number of previous marriages: \_\_\_\_\_

2. When was your divorce final? Date: \_\_\_\_\_

3. Breakup of the marriage: What was the reason for the divorce? \_\_\_\_\_

\_\_\_\_\_

\_\_\_\_\_

4. The Marriage: During the marriage, were there any difficulties related to: jobs; finances; gambling; drinking; drugs; in-laws; religious beliefs; faithfulness toward each other; abusive behavior (physical, sexual, mental, emotional); coping with everyday ordinary problems? Please give examples. \_\_\_\_\_

\_\_\_\_\_

\_\_\_\_\_

\_\_\_\_\_

5. How many children do you have? Please list names and ages. What are your current custody arrangements? (Please include a copy of your divorce decree.) \_\_\_\_\_

\_\_\_\_\_

\_\_\_\_\_

6. Premarital Difficulties: Before the marriage, were you aware of any difficulties related to: jobs; finances; gambling; drinking; drugs; in-laws; religious beliefs; faithfulness toward each other; abusive behavior (physical, sexual, mental, emotional); coping with everyday ordinary problems? Please give examples. \_\_\_\_\_

\_\_\_\_\_

\_\_\_\_\_

\_\_\_\_\_

Continue to next page





7. Marriage Readiness: Did you think you were ready and emotionally mature enough to enter this marriage? \_\_\_\_\_

\_\_\_\_\_  
\_\_\_\_\_

8. Since the divorce: What do you know about the current life of your former spouse?

\_\_\_\_\_  
\_\_\_\_\_  
\_\_\_\_\_

I solemnly swear that the information I have given is true to the best of my knowledge.

\_\_\_\_\_  
Your Signature

\_\_\_\_\_  
Date



# *Request for Additional Marriage Information*

Bride/Groom (Please Circle One)

If you have had a prior marriage, please complete this questionnaire and return it with your forms. Thank you.

Name (Please Print): \_\_\_\_\_

1. Number of previous marriages: \_\_\_\_\_

2. When was your divorce final? Date: \_\_\_\_\_

3. Breakup of the marriage: What was the reason for the divorce? \_\_\_\_\_

\_\_\_\_\_

\_\_\_\_\_

4. The Marriage: During the marriage, were there any difficulties related to: jobs; finances; gambling; drinking; drugs; in-laws; religious beliefs; faithfulness toward each other; abusive behavior (physical, sexual, mental, emotional); coping with everyday ordinary problems? Please give examples. \_\_\_\_\_

\_\_\_\_\_

\_\_\_\_\_

\_\_\_\_\_

5. How many children do you have? Please list names and ages. What are your current custody arrangements? (Please include a copy of your divorce decree.) \_\_\_\_\_

\_\_\_\_\_

\_\_\_\_\_

6. Premarital Difficulties: Before the marriage, were you aware of any difficulties related to: jobs; finances; gambling; drinking; drugs; in-laws; religious beliefs; faithfulness toward each other; abusive behavior (physical, sexual, mental, emotional); coping with everyday ordinary problems? Please give examples. \_\_\_\_\_

\_\_\_\_\_

\_\_\_\_\_

\_\_\_\_\_

Continue to next page





7. Marriage Readiness: Did you think you were ready and emotionally mature enough to enter this marriage? \_\_\_\_\_

\_\_\_\_\_  
\_\_\_\_\_

8. Since the divorce: What do you know about the current life of your former spouse?

\_\_\_\_\_  
\_\_\_\_\_  
\_\_\_\_\_

I solemnly swear that the information I have given is true to the best of my knowledge.

\_\_\_\_\_  
Your Signature

\_\_\_\_\_  
Date



# Personal Order of Ceremony

Please return this completed page to the Wedding Coordinator at your scheduled meeting.  
An example Order of Ceremony is included in this booklet on page 13.

Wedding Date: \_\_\_\_\_ Time \_\_\_\_\_

Full Name: \_\_\_\_\_

Street Address: \_\_\_\_\_

City: \_\_\_\_\_ State: \_\_\_\_\_ Zip \_\_\_\_\_

Home Phone: \_\_\_\_\_ Work Phone: \_\_\_\_\_

## **Prelude:**

A. Music while guests are seated:

Song Title \_\_\_\_\_

Instrument \_\_\_\_\_

Musician \_\_\_\_\_

B. Lighting of Candles (optional)

Name \_\_\_\_\_

Name \_\_\_\_\_

C. Seating of family members:

Song Title \_\_\_\_\_

Name \_\_\_\_\_ Seated by \_\_\_\_\_

Name \_\_\_\_\_ Seated by \_\_\_\_\_

Name \_\_\_\_\_ Seated by \_\_\_\_\_

Name \_\_\_\_\_ Seated by \_\_\_\_\_

D. Aisle Runner unrolled (optional):

Name \_\_\_\_\_

Name \_\_\_\_\_

E. Solo (optional):

Song Title \_\_\_\_\_



Instrument \_\_\_\_\_

Musician \_\_\_\_\_

**Processional:**

A. Music

Song Title \_\_\_\_\_

Instrument \_\_\_\_\_

Musician \_\_\_\_\_

B. Order of Attendants (please list names):

1. Minister \_\_\_\_\_

2. Best Man \_\_\_\_\_

3. Groom \_\_\_\_\_

4. Groomsmen \_\_\_\_\_

\_\_\_\_\_

\_\_\_\_\_

5. Bridesmaids \_\_\_\_\_

\_\_\_\_\_

\_\_\_\_\_

6. Maid of Honor \_\_\_\_\_

7. Flower Girl \_\_\_\_\_

8. Ring Bearer \_\_\_\_\_

9. Bride \_\_\_\_\_ Escort \_\_\_\_\_

**Ceremony:**

A. Solo (optional):

Song Title \_\_\_\_\_

Instrument \_\_\_\_\_

Musician \_\_\_\_\_

B. Reading of Scripture (optional):

Name \_\_\_\_\_

Continue to next page



C. Wedding Ceremony

1. Statement of Purpose - Minister \_\_\_\_\_

2. Parental Affirmation/Family Affirmation

Names \_\_\_\_\_

3. Marriage Vows - Bride and Groom

4. Exchange of Rings - Bride and Groom

5. Pronouncement of Marriage - Minister

6. Nuptial Kiss - Bride and Groom

D. Solo (optional):

Song Title \_\_\_\_\_

Instrument \_\_\_\_\_

Musician \_\_\_\_\_

E. The Lord's Supper: Bride and Groom

F. Prayer for Bride and Groom - Minister

G. Ceremony of Unity of Candles (optional)yes/no (please circle one)

H. Presentation of Newlyweds - Minister

I. Recognition of Parents/ Presentation of Roses (optional)yes/no (please circle one)

**Recessional:**

A. Music:

Song Title \_\_\_\_\_

Instrument \_\_\_\_\_

Musician \_\_\_\_\_